




KELBE BROTHERS

EQUIPMENT

Rent-to-Own
Options
Available on
all Equipment

2024

RENTAL RATE & REFERENCE GUIDE



Serving the Construction Industry Since 1953

Milwaukee

12770 W. Silver Spring Drive
Butler, WI 53007
262-781-4970
800-236-4970
Fax 262-781-9671

Madison

4621 Dutch Mill Road
Madison, WI 53716
608-221-8300
888-221-8300
Fax 608-221-0610

Green Bay

3101 French Road
De Pere, WI 54115
920-343-6496
855-414-7895
Fax 920-343-6499

kelbebros.com



EXCAVATORS

2024

Make	Model	Reach	Depth	Width	Weight	Day	Week	4 Weeks
Hitachi	ZX130-6	28' 9"	19' 9"	8' 6"	30,203	\$670	\$1,675	\$5,025
Hitachi	ZX135US-7*	29' 1"	19' 7"	8' 6"	31,306	\$715	\$1,790	\$5,370
Link-Belt	145X4*	28' 8"	19' 9"	8' 6"	33,600	\$715	\$1,790	\$5,370
Link-Belt	160X4	30' 9"	21' 4"	8' 6"	38,400	\$775	\$1,940	\$5,820
Hitachi	ZX160LC-7	30' 7"	21' 4"	8' 6"	39,578	\$775	\$1,940	\$5,820
Hitachi	ZX210LC-7	32' 6"	21' 10"	9' 9"	48,722	\$895	\$2,240	\$6,720
Link-Belt	210X4	32' 6"	21' 10"	10' 6"	48,900	\$895	\$2,240	\$6,720
Hitachi	ZX245USLC-6*	33' 2"	21' 8"	10' 1"	56,659	\$980	\$2,450	\$7,350
Link-Belt	245X4*	32' 4"	21' 10"	10' 6"	56,900	\$980	\$2,450	\$7,350
Link-Belt	250X4	33' 9"	22' 8"	11' 1"	56,900	\$990	\$2,475	\$7,425
Hitachi	ZX250LC-6	35' 9"	25' 0"	11' 1"	59,525	\$990	\$2,475	\$7,425
Link-Belt	250X4 Long Front	60' 1"	47' 9"	11' 1"	63,600	\$1,415	\$3,535	\$10,605
Link-Belt	300X4	35' 0"	23' 4"	11' 2"	67,000	\$1,120	\$2,805	\$8,415
Hitachi	ZX300LC-6	37' 0"	25' 9"	11' 2"	67,902	\$1,120	\$2,805	\$8,415
Link-Belt	355X4S*	36' 11"	24' 5"	11' 2"	78,700	\$1,335	\$3,330	\$9,990
Hitachi	ZX345USLC-7*	37' 7"	24' 10"	11' 1"	79,366	\$1,335	\$3,330	\$9,990
Hitachi	ZX350LC-6	38' 10"	26' 9"	11' 1"	80,028	\$1,300	\$3,250	\$9,750
Link-Belt	350X4	39' 0"	26' 9"	11' 2"	82,400	\$1,300	\$3,250	\$9,750
Hitachi	ZX490LC-6	41' 0"	27' 0"	10' 10"	109,790	\$1,700	\$4,250	\$12,750
Link-Belt	490X4	41' 1"	27' 4"	12' 0"	109,800	\$1,700	\$4,250	\$12,750

* Minimum Tailswing Radius Model



VIBRATORY COMPACTORS

Make	Model	Height	Type	Width	Weight	Day	Week	4 Weeks
Volvo	SD25	7' 4"	Smooth	4' 1"	6,000	\$350	\$875	\$2,625
Volvo	SD25 pad	7' 6"	Pad	4' 1"	6,500	\$385	\$965	\$2,895
Volvo	SD45	9' 4"	Smooth	5' 3"	10,600	\$420	\$1,045	\$3,135
Volvo	SD45 pad	9' 6"	Pad	5' 3"	11,350	\$470	\$1,170	\$3,510
Volvo	SD75	9' 7"	Smooth	6' 2"	15,750	\$490	\$1,225	\$3,675
Volvo	SD75 pad	9' 8"	Pad	6' 2"	17,780	\$550	\$1,370	\$4,110
Volvo	SD115	10' 2"	Smooth	7' 6"	23,600	\$665	\$1,660	\$4,980
Volvo	SD115 pad	10' 4"	Pad	7' 6"	25,280	\$705	\$1,835	\$5,505



COMPACT TRACK LOADERS

Make	Model	Height	Cap. Width	Weight	Day	Week	4 Weeks
Takeuchi	TL6R	6' 6"	1,841 68"	7,780	\$380	\$950	\$2,850
New Holland	C327	6' 7"	1,890 72"	8,270	\$380	\$950	\$2,850
Takeuchi	TL8R2	7' 4"	2,116 72"	9,182	\$425	\$1,060	\$3,180
New Holland	C332	6' 9"	2,240 78"	9,630	\$425	\$1,060	\$3,180
Takeuchi	TL10V2	7' 5"	2,522 76"	10,270	\$465	\$1,165	\$3,495
New Holland	C345	6' 9"	3,150 78"	10,610	\$475	\$1,190	\$3,570
Takeuchi	TL12R2	7' 7"	2,975 80"	12,590	\$545	\$1,365	\$4,095
Takeuchi	TL12V2	7' 10"	4,107 84"	13,190	\$565	\$1,415	\$4,245



WHEEL LOADERS

Make	Model	C.Y.	Width	Weight	Day	Week	4 Weeks
Hitachi	ZW30-5B	0.5	5' 2"	7,310	\$355	\$885	\$2,655
Hitachi	ZW50-5B	0.8	6' 5"	9,350	\$395	\$985	\$2,955
Hitachi	ZW80-5B	1.2	6' 10"	12,600	\$440	\$1,100	\$3,300
Hitachi	ZW100-6	1.6	7' 9"	17,240	\$485	\$1,210	\$3,630
Hitachi	ZW120-6	2.0	8' 1"	18,590	\$530	\$1,330	\$3,990
Hitachi	ZW140-6	2.8	8' 5"	25,661	\$685	\$1,710	\$5,130
Hitachi	ZW150-6	3.0	8' 5"	27,029	\$710	\$1,780	\$5,340
Hitachi	ZW180-6	3.5	8' 11"	32,650	\$825	\$2,065	\$6,195
Hitachi	ZW220-6	4.25	9' 6"	38,912	\$1,020	\$2,550	\$7,650
Hitachi	ZW250-6	5.25	10' 2"	46,050	\$1,190	\$2,975	\$8,925
Hitachi	ZW310-6	6.1	10' 2"	53,310	\$1,335	\$3,335	\$10,005
Hitachi	ZW330-6	6.5	10' 5"	58,158	\$1,390	\$3,470	\$10,410
Hitachi	ZW370-6	8.0	11' 4"	73,790	\$1,730	\$4,320	\$12,960
Hitachi	ZW550-6	8.5 rock	12' 4"	104,570			CALL
Forks	2 cy - 4 cy loaders; 60" - 72" lengths, 19,700# capacity				\$100	\$250	\$750



COMPACT EXCAVATORS

2024

Make	Model	Height	Depth	Width	Weight	Day	Week	4 Weeks
Takeuchi	TB210R	7' 3"	5' 9"	2' 6"	2,535	\$225	\$560	\$1,680
Hitachi	ZX17U-5N	7' 9"	7' 2"	3' 2"	3,800	\$260	\$650	\$1,950
Takeuchi	TB216	7' 5"	7' 10"	3' 3"	3,902	\$260	\$650	\$1,950
Hitachi	ZX26U-5N	8' 0"	8' 6"	4' 10"	5,566	\$280	\$705	\$2,115
Takeuchi	TB230	8' 0"	9' 4"	4' 9"	6,360	\$315	\$785	\$2,355
Hitachi	ZX30U-5N	8' 2"	9' 2"	5' 1"	7,055	\$315	\$785	\$2,355
Takeuchi	TB235-2	8' 3"	10' 8"	5' 3"	7,639	\$360	\$895	\$2,685
Hitachi	ZX35U-5N	8' 1"	10' 0"	5' 8"	7,959	\$360	\$895	\$2,685
Takeuchi	TB335R	8' 3"	10' 7"	5' 9"	8,310	\$360	\$895	\$2,685
Takeuchi	TB240	8' 2"	11' 4"	5' 9"	8,990	\$380	\$945	\$2,835
Takeuchi	TB350R	8' 5"	11' 9"	6' 7"	11,235	\$415	\$1,035	\$3,105
Takeuchi	TB250-2	8' 5"	12' 5"	6' 0"	11,288	\$415	\$1,035	\$3,105
Hitachi	ZX50U-5N	8' 3"	11' 7"	6' 7"	10,957	\$415	\$1,035	\$3,105
Takeuchi	TB260	8' 7"	12' 9"	6' 7"	12,645	\$440	\$1,105	\$3,315
Takeuchi	TB257FR	8' 6"	12' 10"	6' 7"	12,930	\$440	\$1,105	\$3,315
Hitachi	ZX60USB-5N	8' 4"	12' 4"	6' 7"	13,382	\$440	\$1,105	\$3,315
Takeuchi	TB370	8' 4"	13' 5"	7' 7"	14,850	\$480	\$1,200	\$3,600
Hitachi	ZX75US-7	9' 5"	15' 3"	7' 5"	18,300	\$520	\$1,300	\$3,900
Takeuchi	TB290	8' 5"	15' 0"	7' 7"	18,630	\$530	\$1,320	\$3,960
Takeuchi	TB280FR	9' 0"	15' 0"	7' 7"	18,810	\$530	\$1,320	\$3,960
Link-Belt	80X3	9' 1"	15' 4"	7' 7"	18,900	\$530	\$1,320	\$3,960
Hitachi	ZX85USB-7	8' 3"	14' 10"	7' 5"	19,200	\$530	\$1,320	\$3,960

* Foldable ROPS

**Adjustable Width U/C



SKID-STEER LOADERS

Make	Model	Height	Cap. Width	Weight	Day	Week	4 Weeks
New Holland	L320	6' 7"	2,000 72"	6,470	\$350	\$870	\$2,610
New Holland	L328	6' 7"	2,800 72"-78"	8,245	\$365	\$915	\$2,745
New Holland	L334	6' 9"	3,400 78"-84"	9,100	\$435	\$1,085	\$3,255



BREAKERS

Model	For Use On	Force	Day	Week	4 Weeks
Kent FX15	2,500# Exc.	150 lbs	\$155	\$390	\$1,170
Kent FX35	3,800# - 7,000# Exc.	375 lbs	\$210	\$525	\$1,575
Kent FX55	Skid & 7,600 - 9,000# Exc.	800 lbs	\$260	\$650	\$1,950
Kent F6	11,000# - 19,000# Exc.	1,000 lbs	\$300	\$760	\$2,280
Kent F9	15,000# - 19,000# Exc.	1,500 lbs	\$360	\$900	\$2,700
Kent FX125	30,000# - 40,000# Exc.	2,000 lbs	\$650	\$1,620	\$4,860
Kent FX175	38,000# - 58,000# Exc.	3,250 lbs	\$720	\$1,805	\$5,415
Kent FX225	48,000# - 58,000# Exc.	4,250 lbs	\$755	\$1,890	\$5,670
Kent FX275	57,000# - 68,000# Exc.	5,250 lbs	\$790	\$1,980	\$5,940
Kent FX375	67,000# - 82,000# Exc.	6,500 lbs	\$900	\$2,255	\$6,765
Kent FX475	80,000# - 110,000# Exc.	8,000 lbs	\$1,010	\$2,525	\$7,575



COMPACTORS

Model	For Use On	Force	Day	Week	4 Weeks
Kent HP35	2,500# - 4,000# Exc.	3,000 lbs	\$150	\$380	\$1,140
Kent HP65 / HP75	5,500# - 19,000# Exc.	6,600 lbs	\$195	\$490	\$1,470
Kent HP135	30,000# - 56,000# Exc.	13,500 lbs	\$240	\$605	\$1,815
Kent HP210	57,000# - 83,000# Exc.	21,000 lbs	\$285	\$710	\$2,130

EXCAVATOR HYDRAULIC GRAPPLE BUCKETS

Model	For Use On	Day	Week	4 Weeks
Grapple bucket as bucket on Kelbe rental excavator	80 - 245	\$180	\$450	\$1,350
Grapple bucket loose for 80 - 245 size machines		\$225	\$555	\$1,665
Grapple bucket as bucket on Kelbe rental excavator	300 - 350	\$195	\$490	\$1,470
Grapple bucket loose for 300 - 350 size machines		\$270	\$670	\$2,010

DEMOLITION TOOLS and SHEARS

Model	For Use On	Day	Week	4 Weeks
Genesis GXT 335R Shear	350 w/combination hydraulics	\$1,700	\$3,415	\$10,245
Genesis GDT 290 Demo Tool	350 w/combination hydraulics	\$1,560	\$3,115	\$9,345
Genesis GDR 300 Recycler	350 w/ combination hydraulics	\$1,575	\$3,150	\$9,450



Milwaukee - 262-781-4970

Madison - 608-221-8300

Green Bay - 920-343-6496

SKID-STEER & TRACK LOADER ATTACHMENTS



Type	Day	Week	4 Weeks
Auger Drive Unit	\$110	\$270	\$810
6" bit	\$25	\$60	\$180
9" bit	\$30	\$75	\$225
12" bit	\$35	\$90	\$270
18" bit	\$50	\$125	\$375
24" bit	\$55	\$145	\$435
30" bit	\$70	\$175	\$525
36" bit	\$95	\$240	\$720
Bit extension	\$15	\$40	\$120
Breaker	\$260	\$650	\$1,950
Broom - Angle	\$240	\$600	\$1,800
Broom - Bucket	\$240	\$600	\$1,800
Brush Cutter 72"	\$300	\$750	\$2,250
Brush Grapple	\$120	\$300	\$900
Bucket - extra	\$45	\$110	\$330
Grapple Bucket	\$120	\$300	\$900
Harley Rake	\$250	\$635	\$1,905
Pallet Forks	\$60	\$145	\$435
Rock Bucket	\$100	\$250	\$750
Rockhound	\$280	\$700	\$2,100
Root Rake Grapp.	\$120	\$300	\$900
Trencher	\$240	\$600	\$1,755

LASERS AND RECEIVERS

Model	Range	Day	Week	4 Weeks
Spectra Laser Level LL300N-8	1,000'	\$60	\$150	\$450
Spectra Laser Level LL500	1,600'	\$75	\$185	\$555
Spectra Laser Level LL300S	2,600'	\$80	\$200	\$600
Spectra Single Grade Laser GL412N	2,600'	\$85	\$215	\$645
Spectra Dual Grade Laser GL1425C	2,600'	\$100	\$250	\$750
Spectra Pipe Laser DG613G	500'	\$110	\$270	\$810
Spectra Receiver - Machine Mounted		\$60	\$150	\$450



TRENCH BOXES

2024

Size	C Soil Depth Rating	Weight*	Day	Week	4 Weeks
6' x 6' x 3" Single Wall	16'	1,520	\$125	\$280	\$840
6' x 6' Aluminum Dbl. Wall	21'	710	\$180	\$400	\$1,200
8' x 8' x 3" Single Wall	14'	2,220	\$140	\$310	\$930
8' x 8' x 3" Double Wall	29'	2,820	\$150	\$340	\$1,020
8' x 8' Aluminum Dbl. Wall	16'	1,160	\$200	\$445	\$1,335
8' x 10' x 3" Single Wall	11'	3,000	\$150	\$340	\$1,020
8' x 10' x 3" Double Wall	22'	3,450	\$160	\$365	\$1,095
8' x 10' Aluminum Dbl. Wall	13'	1,360	\$225	\$500	\$1,500
8' x 12' x 3" Double Wall	18'	4,030	\$210	\$470	\$1,410
8' x 12' Aluminum Dbl. Wall	11'	1,610	\$245	\$545	\$1,635
4' x 16' x 4" Double Wall	24'	4,510	\$200	\$450	\$1,350
8' x 16' x 4" Double Wall	19'	6,030	\$270	\$600	\$1,800
4' x 20' x 4" Double Wall	19'	5,290	\$210	\$470	\$1,410
8' x 20' x 4" Double Wall	19'	8,570	\$290	\$650	\$1,950
8' x 24' x 6" Double Wall	18'	11,500	\$350	\$785	\$2,355

*weight does not include spreaders

Assembly is available, with advance notice, for a \$50.00 charge

Additional Spreader Set 24" to 48"	490 to 840	\$35	\$80	\$240
Additional Spreader Set 54" to 84"	900 to 1,360	\$45	\$110	\$330
Additional Spreader Set 96" to 120"	1,530 to 1,890	\$65	\$160	\$480
Additional Spreader Set over 120"	1,890 +	\$85	\$210	\$630



STONE BOXES

Size	Weight	Day	Week	4 Weeks
7 Yard	6,130	\$130	\$295	\$885
9 Yard	6,650	\$165	\$375	\$1,125
12 Yard	7,840	\$215	\$485	\$1,455

ROAD PLATES

Size	Weight	Day	Week	4 Weeks
4' x 8' x 1"	1,310	\$70	\$155	\$465
8' x 8' x 1"	2,613	\$75	\$165	\$495
8' x 10' x 1"	3,267	\$80	\$175	\$525
8' x 12' x 1"	3,925	\$85	\$190	\$570
8' x 16' x 1"	5,228	\$95	\$210	\$630
8' x 20' x 1"	6,535	\$100	\$225	\$675

ALTURNAMATS

60 ton capacity - rugged polyethylene mats - quick set up - easily transportable

Size	Weight	Day	Week	4 Weeks
4' x 8' x 1/2"	86	\$35	\$75	\$225



Delivery and Pick Up Available



Visit kelbebros.com for equipment listings



Milwaukee - 800-236-4970 or 262-781-4970

Madison - 888-221-8300 or 608-221-8300

Green Bay - 855-414-7895 or 920-343-6496

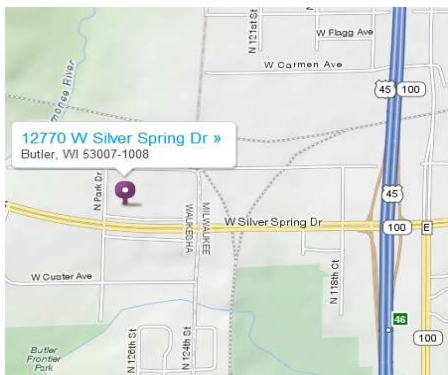


KELBE BROTHERS

EQUIPMENT

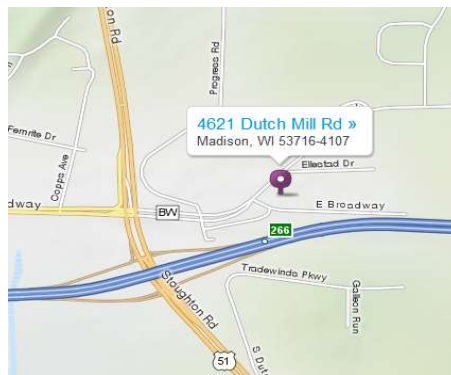
Milwaukee

12770 W. Silver Spring Drive
Butler, WI 53007
262-781-4970
800-236-4970
Fax 262-781-9671



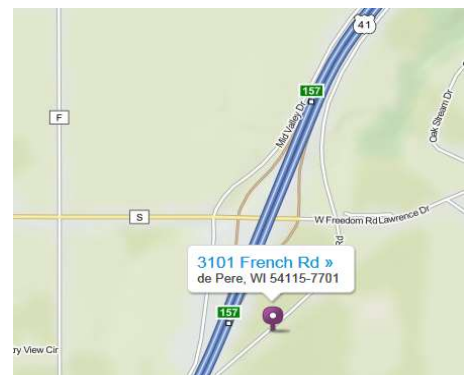
Madison

4621 Dutch Mill Road
Madison, WI 53716
608-221-8300
888-221-8300
Fax 608-221-0610



Green Bay

3101 French Road
De Pere, WI 54115
920-343-6496
855-414-7895
Fax 920-343-6499



Rental Policy

Rental charges begin when equipment leaves Kelbe Brothers yard and end when equipment is returned.

Rental charges are due in advance. Rates are for 8 hour days, 40 hour weeks, and 160 hour **four-week** "months".

There shall be no decrease in rent if equipment is used for less than the allotted hours.

Additional hours will be invoiced on a daily, weekly or monthly basis.

Rentals are F.O.B. Kelbe Brothers Equip. Co. Inc. and are to be returned to Kelbe Brothers Equip. Co. Inc.

Rates include **normal** wear. Damage to equipment will be charged at regular repair rates.

Renter is to carry insurance on equipment and to provide written proof thereof designating Kelbe Brothers Equip. Co. Inc. as additional insured and loss payee. Renter agrees to use competent, trained operators only.

Renter is responsible for normal daily, weekly, and monthly maintenance; i.e. grease, fluids and filter changes.

Renter will be charged for fuel and DEF if equipment is returned less than full. Tanks are full at rental start up.

Credit Policy

Renter must have an established account or prepayment will be required.

Credit applications are available at www.kelbebros.com

Pick-up and Delivery Available - call for rates

Purchase Options are available on all Rental Equipment