



KELBE BROTHERS

EQUIPMENT

Rent-to-Own
Options
Available on
all Equipment

--- 2025 ---

RENTAL RATE & REFERENCE GUIDE



Serving the Construction Industry Since 1953

Milwaukee

12770 W. Silver Spring Drive
Butler, WI 53007
262-781-4970
* call or text *

Madison

4621 Dutch Mill Road
Madison, WI 53716
608-221-8300
* call or text *

Green Bay

3101 French Road
De Pere, WI 54115
920-343-6496
* call or text *

kelbebros.com



EXCAVATORS

2025

| Make | Model | Reach | Depth | Width | Weight | Day | Week | 4 Weeks |
|-----------|------------------|---------|---------|--------|---------|---------|---------|----------|
| Hitachi | ZX130-7H | 28' 9" | 19' 9" | 8' 6" | 30,203 | \$710 | \$1,775 | \$5,325 |
| Link-Belt | 145X4* | 28' 8" | 19' 9" | 8' 6" | 34,000 | \$760 | \$1,900 | \$5,700 |
| Hitachi | ZX135US-7H* | 29' 1" | 19' 7" | 8' 6" | 34,390 | \$760 | \$1,900 | \$5,700 |
| Link-Belt | 160X4 | 30' 9" | 21' 4" | 8' 6" | 38,400 | \$785 | \$1,960 | \$5,880 |
| Hitachi | ZX160LC-7H | 30' 7" | 21' 4" | 8' 6" | 39,578 | \$785 | \$1,960 | \$5,880 |
| Link-Belt | 220X4S | 32' 6" | 21' 10" | 10' 6" | 50,300 | \$925 | \$2,315 | \$6,945 |
| Hitachi | ZX210LC-7H | 32' 6" | 21' 10" | 10' 6" | 50,927 | \$925 | \$2,315 | \$6,945 |
| Link-Belt | 245X4* | 32' 4" | 21' 10" | 10' 6" | 56,900 | \$1,010 | \$2,525 | \$7,575 |
| Hitachi | ZX245USLC-7H* | 33' 2" | 21' 9" | 10' 6" | 58,200 | \$1,010 | \$2,525 | \$7,575 |
| Link-Belt | 250X4 | 33' 9" | 22' 8" | 11' 1" | 56,900 | \$1,000 | \$2,500 | \$7,500 |
| Hitachi | ZX250LC-6 | 35' 9" | 25' 0" | 11' 1" | 59,525 | \$1,000 | \$2,500 | \$7,500 |
| Link-Belt | 250X4 Long Front | 60' 1" | 47' 9" | 11' 1" | 63,600 | \$1,435 | \$3,585 | \$10,755 |
| Link-Belt | 300X4 | 35' 0" | 23' 4" | 11' 2" | 67,000 | \$1,175 | \$2,930 | \$8,790 |
| Hitachi | ZX300LC-7H | 37' 0" | 25' 10" | 11' 1" | 69,005 | \$1,175 | \$2,930 | \$8,790 |
| Link-Belt | 355X4S* | 36' 11" | 24' 5" | 11' 2" | 78,700 | \$1,420 | \$3,550 | \$10,650 |
| Hitachi | ZX345USLC-7H* | 37' 7" | 24' 10" | 11' 1" | 79,366 | \$1,420 | \$3,550 | \$10,650 |
| Hitachi | ZX350LC-7H | 38' 11" | 26' 10" | 11' 1" | 80,248 | \$1,315 | \$3,280 | \$9,840 |
| Link-Belt | 350X4 | 39' 0" | 26' 9" | 11' 2" | 82,400 | \$1,315 | \$3,280 | \$9,840 |
| Link-Belt | 490X4 | 41' 1" | 27' 4" | 12' 0" | 109,800 | \$1,785 | \$4,460 | \$13,380 |
| Hitachi | ZX490LC-7H | 41' 0" | 27' 2" | 12' 5" | 110,672 | \$1,785 | \$4,460 | \$13,380 |

* Minimum Tailswing Radius Model



VIBRATORY COMPACTORS

| Make | Model | Height | Type | Width | Weight | Day | Week | 4 Weeks |
|-------|-----------|--------|--------|-------|--------|-------|---------|---------|
| Volvo | SD25 | 7' 4" | Smooth | 4' 1" | 6,000 | \$360 | \$900 | \$2,700 |
| Volvo | SD25 pad | 7' 6" | Pad | 4' 1" | 6,500 | \$400 | \$995 | \$2,985 |
| Volvo | SD45 | 9' 4" | Smooth | 5' 3" | 10,600 | \$430 | \$1,075 | \$3,225 |
| Volvo | SD45 pad | 9' 6" | Pad | 5' 3" | 11,350 | \$485 | \$1,205 | \$3,615 |
| Volvo | SD75 | 9' 7" | Smooth | 6' 2" | 15,750 | \$510 | \$1,265 | \$3,795 |
| Volvo | SD75 pad | 9' 8" | Pad | 6' 2" | 17,780 | \$565 | \$1,415 | \$4,245 |
| Volvo | SD115 | 10' 2" | Smooth | 7' 6" | 23,600 | \$685 | \$1,710 | \$5,130 |
| Volvo | SD115 pad | 10' 4" | Pad | 7' 6" | 25,280 | \$760 | \$1,890 | \$5,670 |



COMPACT TRACK LOADERS

| Make | Model | Height | Cap. Width | Weight | Day | Week | 4 Weeks |
|-------------|--------|--------|------------|--------|-------|---------|---------|
| Takeuchi | TL6R | 6' 6" | 1,841 68" | 7,780 | \$385 | \$960 | \$2,880 |
| New Holland | C327 | 6' 7" | 1,890 72" | 8,270 | \$385 | \$960 | \$2,880 |
| Takeuchi | TL8R2 | 7' 4" | 2,116 72" | 9,182 | \$430 | \$1,070 | \$3,210 |
| New Holland | C332 | 6' 9" | 2,240 78" | 9,630 | \$430 | \$1,070 | \$3,210 |
| Takeuchi | TL10V2 | 7' 5" | 2,522 76" | 10,270 | \$470 | \$1,175 | \$3,525 |
| New Holland | C345 | 6' 9" | 3,150 78" | 10,610 | \$480 | \$1,200 | \$3,600 |
| Takeuchi | TL11R3 | 7' 8" | 2,738 76" | 11,982 | \$515 | \$1,290 | \$3,870 |
| Takeuchi | TL12R2 | 7' 10" | 2,975 80" | 12,590 | \$550 | \$1,380 | \$4,140 |
| Takeuchi | TL12V2 | 7' 10" | 4,107 84" | 13,190 | \$570 | \$1,430 | \$4,290 |



WHEEL LOADERS

| Make | Model | C.Y. | Width | Weight | Day | Week | 4 Weeks |
|---------|--|------|--------|--------|---------|---------|----------|
| Hitachi | ZW30-5B | 0.5 | 5' 2" | 7,310 | \$355 | \$885 | \$2,655 |
| Hitachi | ZW50-5B | 0.8 | 6' 5" | 9,350 | \$395 | \$985 | \$2,955 |
| Hitachi | ZW80-5B | 1.2 | 6' 10" | 12,600 | \$440 | \$1,100 | \$3,300 |
| Hitachi | ZW100-6 | 1.6 | 7' 9" | 17,240 | \$485 | \$1,210 | \$3,630 |
| Hitachi | ZW120-6 | 2.0 | 8' 1" | 18,590 | \$530 | \$1,330 | \$3,990 |
| Hitachi | ZW150PL-6 | 3.0 | 8' 5" | 27,029 | \$710 | \$1,780 | \$5,340 |
| Hitachi | ZW160-7 | 3.0 | 8' 5" | 28,616 | \$740 | \$1,850 | \$5,550 |
| Hitachi | ZW180-6/7 | 3.5 | 8' 11" | 33,047 | \$825 | \$2,065 | \$6,195 |
| Hitachi | ZW220-6/7 | 4.25 | 9' 6" | 41,035 | \$1,020 | \$2,550 | \$7,650 |
| Hitachi | ZW250-6 | 5.25 | 10' 2" | 46,050 | \$1,190 | \$2,975 | \$8,925 |
| Hitachi | ZW310-6 | 6.1 | 10' 2" | 53,310 | \$1,335 | \$3,335 | \$10,005 |
| Hitachi | ZW330-6 | 6.5 | 10' 5" | 58,158 | \$1,390 | \$3,470 | \$10,410 |
| Hitachi | ZW370-6 | 8.0 | 11' 4" | 73,790 | \$1,730 | \$4,320 | \$12,960 |
| Hitachi | ZW370-6 High Cap | 9.25 | 12' | 79,200 | \$1,855 | \$4,640 | \$13,920 |
| Forks | 2 cy - 4 cy loaders; 60" - 72" lengths; 19,700# capacity | | | | \$105 | \$260 | \$780 |



COMPACT EXCAVATORS

2025

| Make | Model | Height | Depth | Width | Weight | Day | Week | 4 Weeks |
|-----------|------------|--------|---------|--------|--------|-------|---------|---------|
| Takeuchi | TB210R | 7' 3" | 5' 9" | 2' 6" | 2,535 | \$225 | \$560 | \$1,680 |
| Hitachi | ZX17U-5N | 7' 9" | 7' 2" | 3' 2" | 3,800 | \$260 | \$650 | \$1,950 |
| Takeuchi | TB216 | 7' 5" | 7' 10" | 3' 3" | 3,902 | \$260 | \$650 | \$1,950 |
| Hitachi | ZX26U-5N | 8' 0" | 8' 6" | 4' 11" | 5,556 | \$280 | \$705 | \$2,115 |
| Takeuchi | TB230 | 8' 0" | 9' 4" | 4' 9" | 6,360 | \$315 | \$785 | \$2,355 |
| Hitachi | ZX30U-5N | 8' 2" | 9' 2" | 5' 1" | 7,055 | \$315 | \$785 | \$2,355 |
| Takeuchi | TB235-2 | 8' 3" | 10' 8" | 5' 3" | 7,639 | \$360 | \$895 | \$2,685 |
| Hitachi | ZX35U-5N | 8' 2" | 11' 4" | 5' 9" | 7,959 | \$360 | \$895 | \$2,685 |
| Takeuchi | TB335R | 8' 3" | 10' 7" | 5' 9" | 8,310 | \$360 | \$895 | \$2,685 |
| Takeuchi | TB240 | 8' 2" | 11' 4" | 5' 9" | 8,990 | \$380 | \$945 | \$2,835 |
| Takeuchi | TB350R | 8' 5" | 11' 9" | 6' 7" | 11,235 | \$405 | \$1,010 | \$3,030 |
| Takeuchi | TB250-2 | 8' 5" | 12' 5" | 6' 0" | 11,288 | \$405 | \$1,010 | \$3,030 |
| Hitachi | ZX50U-5N | 8' 4" | 12' 7" | 6' 7" | 10,957 | \$405 | \$1,010 | \$3,030 |
| Takeuchi | TB260 | 8' 7" | 12' 9" | 6' 7" | 12,645 | \$445 | \$1,115 | \$3,345 |
| Takeuchi | TB257FR | 8' 6" | 12' 10" | 6' 7" | 12,930 | \$445 | \$1,115 | \$3,345 |
| Hitachi | ZX60USB-5N | 8' 4" | 13' 6" | 6' 7" | 13,426 | \$445 | \$1,115 | \$3,345 |
| Takeuchi | TB370 | 8' 4" | 13' 5" | 7' 7" | 14,850 | \$490 | \$1,230 | \$3,690 |
| Hitachi | ZX75U-7 | 9' 5" | 15' 3" | 7' 5" | 18,300 | \$520 | \$1,300 | \$3,900 |
| Takeuchi | TB290 | 8' 5" | 15' 0" | 7' 7" | 18,630 | \$550 | \$1,375 | \$4,125 |
| Takeuchi | TB280FR | 9' 0" | 15' 0" | 7' 7" | 18,810 | \$550 | \$1,375 | \$4,125 |
| Link-Belt | 80X3 | 9' 1" | 15' 4" | 7' 7" | 18,900 | \$550 | \$1,375 | \$4,125 |
| Hitachi | ZX85USB-7 | 8' 3" | 14' 10" | 7' 3" | 19,200 | \$550 | \$1,375 | \$4,125 |

* Foldable ROPS

**Adjustable Width U/C



SKID-STEER LOADERS

| Make | Model | Height | Cap. Width | Weight | Day | Week | 4 Weeks |
|-------------|-------|--------|---------------|--------|-------|---------|---------|
| New Holland | L320 | 6' 7" | 2,000 72" | 6,470 | \$350 | \$870 | \$2,610 |
| New Holland | L328 | 6' 7" | 2,800 72"-78" | 8,245 | \$365 | \$915 | \$2,745 |
| New Holland | L334 | 6' 9" | 3,400 78"-84" | 9,100 | \$435 | \$1,085 | \$3,255 |



BREAKERS

| Model | For Use On | Force | Day | Week | 4 Weeks |
|------------|----------------------------|-----------|---------|---------|---------|
| Kent FX15 | 2,500# Exc. | 150 lbs | \$160 | \$400 | \$1,200 |
| Kent FX35 | 3,800# - 7,000# Exc. | 375 lbs | \$215 | \$540 | \$1,620 |
| Kent FX55 | Skid & 7,600 - 9,000# Exc. | 800 lbs | \$270 | \$670 | \$2,010 |
| Kent F6 | 11,000# - 19,000# Exc. | 1,000 lbs | \$315 | \$785 | \$2,355 |
| Kent F9 | 15,000# - 19,000# Exc. | 1,500 lbs | \$370 | \$925 | \$2,775 |
| Kent FX125 | 30,000# - 40,000# Exc. | 2,000 lbs | \$670 | \$1,670 | \$5,010 |
| Kent FX135 | 38,000# - 58,000# Exc. | 3,250 lbs | \$745 | \$1,860 | \$5,580 |
| Kent FX225 | 48,000# - 58,000# Exc. | 4,250 lbs | \$780 | \$1,945 | \$5,835 |
| Kent FX275 | 57,000# - 68,000# Exc. | 5,250 lbs | \$815 | \$2,040 | \$6,120 |
| Kent FX375 | 67,000# - 82,000# Exc. | 6,500 lbs | \$930 | \$2,325 | \$6,975 |
| Kent FX475 | 80,000# - 110,000# Exc. | 8,000 lbs | \$1,040 | \$2,600 | \$7,800 |



COMPACTORS

| Model | For Use On | Force | Day | Week | 4 Weeks |
|------------------|------------------------|------------|-------|-------|---------|
| Kent HP35 | 2,500# - 4,000# Exc. | 3,000 lbs | \$160 | \$390 | \$1,170 |
| Kent HP65 / HP75 | 5,500# - 19,000# Exc. | 6,600 lbs | \$205 | \$505 | \$1,515 |
| Kent HP135 | 30,000# - 56,000# Exc. | 13,500 lbs | \$250 | \$625 | \$1,875 |
| Kent HP210 | 57,000# - 83,000# Exc. | 21,000 lbs | \$295 | \$730 | \$2,190 |

EXCAVATOR HYDRAULIC GRAPPLE BUCKETS

| Model | For Use On | Day | Week | 4 Weeks |
|--|------------|-------|-------|---------|
| Grapple bucket as bucket on Kelbe rental excavator | 80 - 245 | \$185 | \$465 | \$1,395 |
| Grapple bucket loose for 80 - 245 size machines | | \$230 | \$575 | \$1,725 |
| Grapple bucket as bucket on Kelbe rental excavator | 300 - 350 | \$205 | \$505 | \$1,515 |
| Grapple bucket loose for 300 - 350 size machines | | \$275 | \$690 | \$2,070 |

DEMOLITION TOOLS and SHEARS

| Model | For Use On | Day | Week | 4 Weeks |
|---------------------------|-------------------------------|---------|---------|----------|
| Genesis GXT 335R Shear | 350 w/combination hydraulics | \$1,760 | \$3,520 | \$10,560 |
| Genesis GDT 290 Demo Tool | 350 w/combination hydraulics | \$1,605 | \$3,210 | \$9,630 |
| Genesis GDR 300 Recycler | 350 w/ combination hydraulics | \$1,625 | \$3,245 | \$9,735 |



GXT



GDT



GDR

Milwaukee - 262-781-4970

Madison - 608-221-8300

Green Bay - 920-343-6496

SKID-STEER & TRACK LOADER ATTACHMENTS



| Type | Day | Week | 4 Weeks |
|------------------|-------|-------|---------|
| Auger Drive Unit | \$115 | \$280 | \$840 |
| 6" bit | \$25 | \$65 | \$195 |
| 9" bit | \$35 | \$80 | \$240 |
| 12" bit | \$40 | \$95 | \$285 |
| 18" bit | \$50 | \$130 | \$390 |
| 24" bit | \$60 | \$150 | \$450 |
| 30" bit | \$75 | \$180 | \$540 |
| 36" bit | \$100 | \$250 | \$750 |
| Bit extension | \$15 | \$40 | \$120 |
| Breaker | \$270 | \$670 | \$2,010 |
| Broom - Angle | \$250 | \$620 | \$1,860 |
| Broom - Bucket | \$250 | \$620 | \$1,860 |
| Brush Cutter 72" | \$310 | \$775 | \$2,325 |
| Brush Grapple | \$125 | \$310 | \$930 |
| Bucket - extra | \$45 | \$115 | \$345 |
| Grapple Bucket | \$125 | \$310 | \$930 |
| Harley Rake | \$265 | \$655 | \$1,965 |
| Pallet Forks | \$60 | \$150 | \$450 |
| Rock Bucket | \$105 | \$260 | \$780 |
| Rockhound | \$290 | \$720 | \$2,160 |
| Root Rake Grapp. | \$125 | \$310 | \$930 |
| Trencher | \$250 | \$620 | \$1,860 |

LASERS AND RECEIVERS

| Model | Range | Day | Week | 4 Weeks |
|------------------------------------|--------|-------|-------|---------|
| Spectra Laser Level LL300N-8 | 1,000' | \$70 | \$155 | \$465 |
| Spectra Laser Level LL500 | 1,600' | \$85 | \$190 | \$570 |
| Spectra Laser Level LL300S | 2,600' | \$90 | \$205 | \$615 |
| Spectra Single Grade Laser GL412N | 2,600' | \$100 | \$220 | \$660 |
| Spectra Dual Grade Laser GL1425C | 2,600' | \$115 | \$260 | \$780 |
| Spectra Pipe Laser DG613G | 500' | \$125 | \$280 | \$840 |
| Spectra Receiver - Machine Mounted | | \$70 | \$155 | \$465 |



TRENCH BOXES

2025

| Size | C Soil Depth Rating | Weight* | Day | Week | 4 Weeks |
|-----------------------------|---------------------|---------|-------|-------|---------|
| 6' x 6' x 3" Single Wall | 16' | 1,520 | \$130 | \$290 | \$870 |
| 6' x 6' Aluminum Dbl. Wall | 21' | 710 | \$185 | \$410 | \$1,230 |
| 8' x 8' x 3" Single Wall | 14' | 2,220 | \$145 | \$320 | \$960 |
| 8' x 8' x 3" Double Wall | 29' | 2,820 | \$160 | \$350 | \$1,050 |
| 8' x 8' Aluminum Dbl. Wall | 16' | 1,160 | \$210 | \$460 | \$1,380 |
| 8' x 10' x 3" Single Wall | 11' | 3,000 | \$160 | \$350 | \$1,050 |
| 8' x 10' x 3" Double Wall | 22' | 3,450 | \$170 | \$375 | \$1,125 |
| 8' x 10' Aluminum Dbl. Wall | 13' | 1,360 | \$235 | \$515 | \$1,545 |
| 8' x 12' x 3" Double Wall | 18' | 4,030 | \$220 | \$485 | \$1,455 |
| 8' x 12' Aluminum Dbl. Wall | 11' | 1,610 | \$255 | \$560 | \$1,680 |
| 4' x 16' x 4" Double Wall | 24' | 4,510 | \$210 | \$465 | \$1,395 |
| 8' x 16' x 4" Double Wall | 19' | 6,030 | \$280 | \$620 | \$1,860 |
| 4' x 20' x 4" Double Wall | 19' | 5,290 | \$220 | \$485 | \$1,455 |
| 8' x 20' x 4" Double Wall | 19' | 8,570 | \$305 | \$670 | \$2,010 |
| 8' x 24' x 6" Double Wall | 18' | 11,500 | \$365 | \$810 | \$2,430 |

*weight does not include spreaders

Assembly is available, with advance notice, for a \$50.00 charge

| | | | | |
|-------------------------------------|----------------|-------|-------|-------|
| Additional Spreader Set 24" to 48" | 490 to 840 | \$40 | \$85 | \$255 |
| Additional Spreader Set 54" to 84" | 900 to 1,360 | \$55 | \$115 | \$345 |
| Additional Spreader Set 96" to 120" | 1,530 to 1,890 | \$75 | \$165 | \$495 |
| Additional Spreader Set over 120" | 1,890 + | \$100 | \$220 | \$690 |



STONE BOXES

| Size | Weight | Day | Week | 4 Weeks |
|---------|--------|-------|-------|---------|
| 7 Yard | 6,130 | \$135 | \$305 | \$915 |
| 9 Yard | 6,650 | \$175 | \$385 | \$1,155 |
| 12 Yard | 7,840 | \$225 | \$500 | \$1,500 |

ROAD PLATES

| Size | Weight | Day | Week | 4 Weeks |
|---------------|--------|-------|-------|---------|
| 4' x 8' x 1" | 1,310 | \$75 | \$160 | \$480 |
| 8' x 8' x 1" | 2,613 | \$80 | \$170 | \$510 |
| 8' x 10' x 1" | 3,267 | \$85 | \$180 | \$540 |
| 8' x 12' x 1" | 3,925 | \$90 | \$195 | \$585 |
| 8' x 16' x 1" | 5,228 | \$10 | \$215 | \$645 |
| 8' x 20' x 1" | 6,535 | \$105 | \$230 | \$690 |

POLY MATS

60 ton capacity - rugged polyethylene mats - quick set up - easily transportable

| Size | Weight | Day | Week | 4 Weeks |
|----------------|--------|------|------|---------|
| 4' x 8' x 1/2" | 86 | \$35 | \$80 | \$240 |



Delivery and Pick Up Available



Visit kelbebros.com for equipment listings



Milwaukee; call or text - 262-781-4970

Madison; call or text - 608-221-8300

Green Bay; call or text - 920-343-6496





Milwaukee

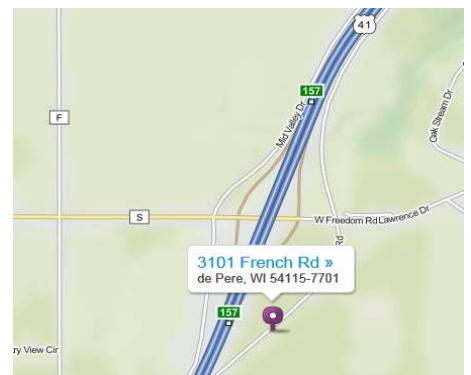
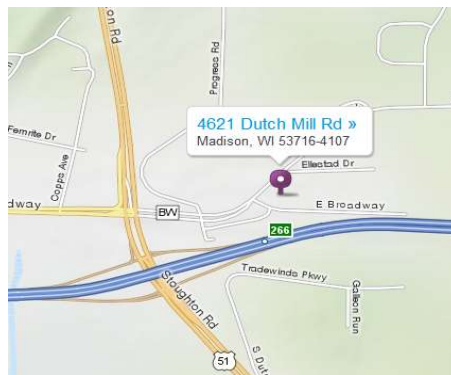
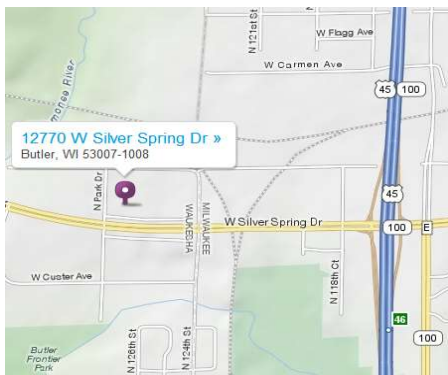
12770 W. Silver Spring Drive
Butler, WI 53007
262-781-4970
** call or text **

Madison

4621 Dutch Mill Road
Madison, WI 53716
608-221-8300
** call or text **

Green Bay

3101 French Road
De Pere, WI 54115
920-343-6496
** call or text **



Rental Policy

Rental charges begin when equipment leaves Kelbe Brothers yard and end when equipment is returned.

Rental charges are due in advance. Rates are for 8 hour days, 40 hour weeks, and 160 hour **four-week** "months".

There shall be no decrease in rent if equipment is used for less than the allotted hours.

Additional hours will be invoiced on a daily, weekly or monthly basis.

Rentals are F.O.B. Kelbe Brothers Equip. Co. Inc. and are to be returned to Kelbe Brothers Equip. Co. Inc.

Rates include **normal** wear. Damage to equipment will be charged at regular repair rates.

Renter is to carry insurance on equipment and to provide written proof thereof designating Kelbe Brothers Equip. Co. Inc. as additional insured and loss payee. Renter agrees to use competent, trained operators only.

Renter is responsible for normal daily, weekly, and monthly maintenance; i.e. grease, fluids and filter changes.

Renter will be charged for fuel and DEF if equipment is returned less than full. Tanks are full at rental start up.

Credit Policy

Renter must have an established account or prepayment will be required.

Credit applications are available at www.kelbebros.com

Pick-up and Delivery Available - call for rates

Purchase Options are available on all Rental Equipment